

# BALANCE SHEET


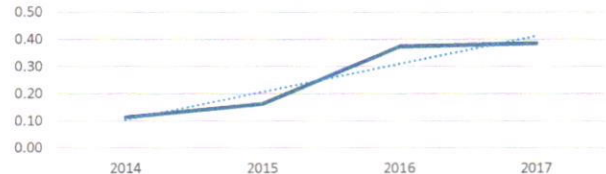
FY2017

LSU of Alexandria

<b>QUICK RATIO</b>	<b>1.59</b>
<b>CURRENT RATIO</b>	<b>1.59</b>



<b>WORKING CAPITAL</b>	<b>\$4,697,914.00</b>
<b>CASH RATIO</b>	<b>0.39</b>



## ASSETS

### CURRENT ASSETS

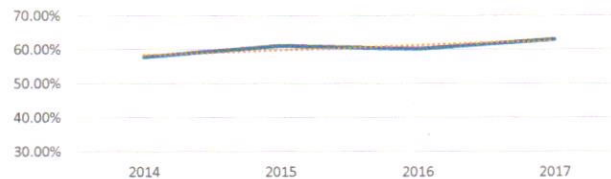
Cash and cash equivalents	\$1,949,771.00
Short-term investments	\$253,369.00
Accounts receivable	\$10,102,838.00
Inventories	\$130.00
Deferred income taxes	\$0.00
Prepaid expenses and other current assets	\$391,649.00
<b>TOTAL CURRENT ASSETS</b>	<b>\$12,697,757.00</b>

### OTHER ASSETS

Cash and Cash Equivalents	\$1,146,042.00
Less accumulated depreciation	\$0.00
Property, plant, and equipment (net)	\$28,028,359.00
Long-term cash investments	\$3,565,148.00
Equity investments	\$0.00
Deferred income taxes	\$0.00
Other assets	\$0.00
<b>TOTAL OTHER ASSETS</b>	<b>\$32,739,549.00</b>

**TOTAL ASSETS** **\$45,437,306.00**

<b>DEBT RATIO</b>	<b>0.63</b>
-------------------	-------------



## LIABILITIES

### CURRENT LIABILITIES

Bonds payable and current portion long-term debt	\$125,000.00
Accounts payable and accrued expenses	\$301,176.00
Unearned Revenues	\$7,372,464.00
Held in Custody/Other	\$201,203.00
<b>TOTAL CURRENT LIABILITIES</b>	<b>\$7,999,843.00</b>

### OTHER LIABILITIES

Compensated Absences	\$827,186.00
OPEB Payable	\$16,596,232.00
Bonds Payable	\$3,250,000.00
Other	\$0.00
<b>TOTAL OTHER LIABILITIES</b>	<b>\$20,673,418.00</b>

**TOTAL LIABILITIES** **\$28,673,261.00**