

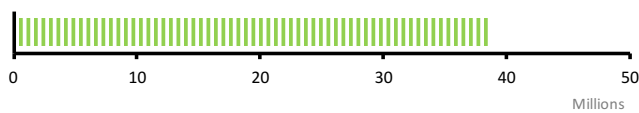
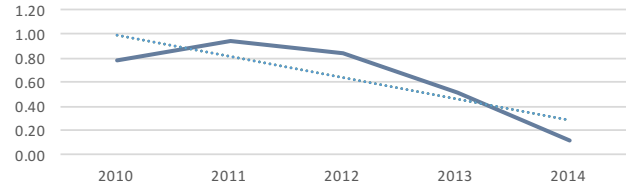
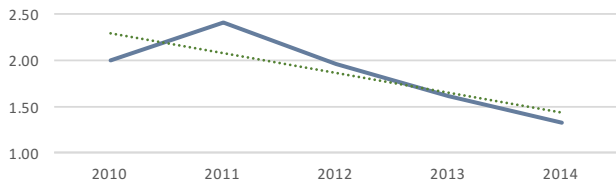
# BALANCE SHEET

FY2014

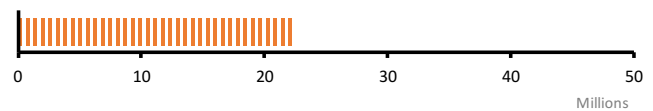
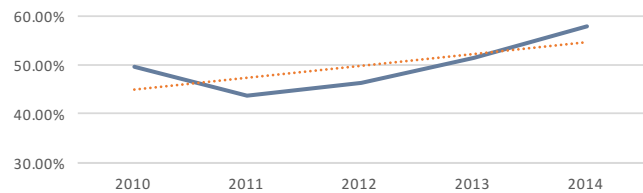
LSU of Alexandria

<b>QUICK RATIO</b>	<b>1.32</b>
<b>CURRENT RATIO</b>	<b>1.32</b>

<b>WORKING CAPITAL</b>	<b>\$1,658,621.00</b>
<b>CASH RATIO</b>	<b>0.11</b>



<b>DEBT RATIO</b>	<b>0.58</b>
-------------------	-------------



## ASSETS

### CURRENT ASSETS

Cash and cash equivalents	(\$18,602.00)
Short-term investments	\$164,968.00
Accounts receivable	\$6,582,410.00
Inventories	\$9,157.00
Deferred income taxes	\$0.00
Prepaid expenses and other current assets	\$61,734.00
<b>TOTAL CURRENT ASSETS</b>	<b>\$6,799,667.00</b>

### OTHER ASSETS

Cash and Cash Equivalents	\$605,644.00
Less accumulated depreciation	\$0.00
Property, plant, and equipment (net)	\$29,311,967.00
Long-term cash investments	\$1,895,653.00
Equity investments	\$0.00
Deferred income taxes	\$0.00
Other assets	\$0.00
<b>TOTAL OTHER ASSETS</b>	<b>\$31,813,264.00</b>

**TOTAL ASSETS** **\$38,612,931.00**

## LIABILITIES

### CURRENT LIABILITIES

Bonds payable and current portion long-term debt	\$100,000.00
Accounts payable and accrued expenses	\$147,802.00
Unearned Revenues	\$4,692,067.00
Held in Custody/Other	\$201,177.00
<b>TOTAL CURRENT LIABILITIES</b>	<b>\$5,141,046.00</b>

### OTHER LIABILITIES

Compensated Absences	\$740,283.00
OPEB Payable	\$12,884,349.00
Bonds Payable	\$3,600,000.00
Other	\$0.00
<b>TOTAL OTHER LIABILITIES</b>	<b>\$17,224,632.00</b>

**TOTAL LIABILITIES** **\$22,365,678.00**