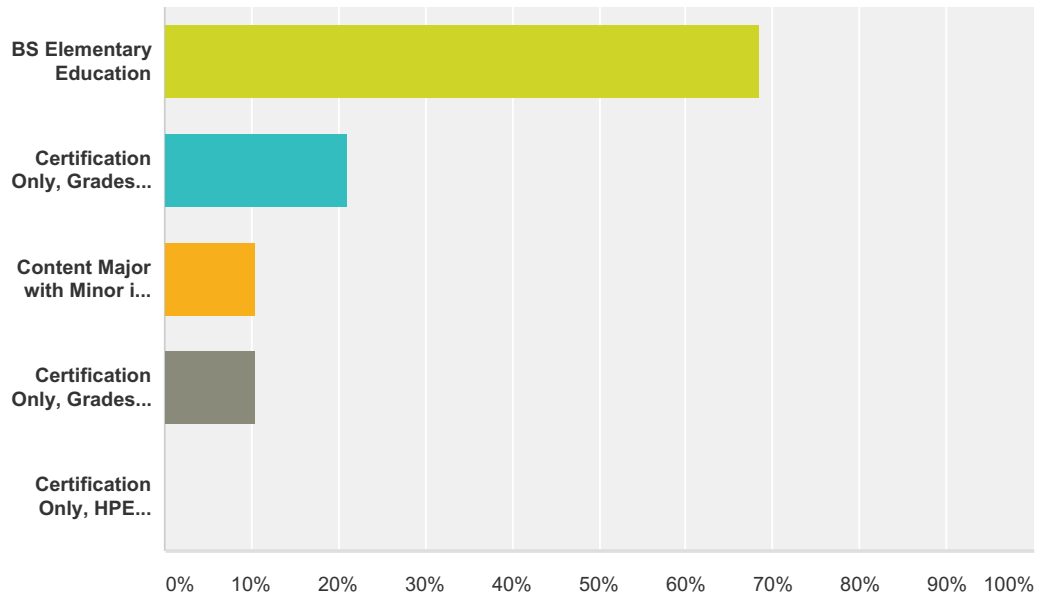


LSUA Teacher Education Program Improvement | PRINCIPALS

Q1 Type of Teacher Education Program completed at LSUA

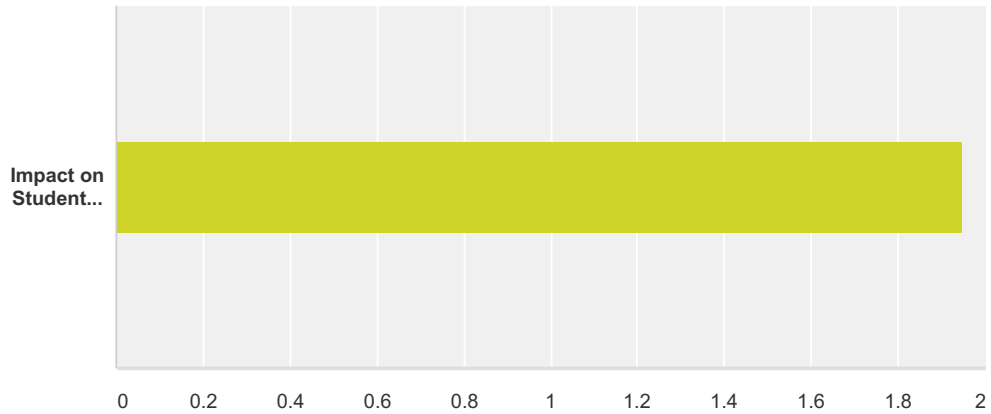
Answered: 19 Skipped: 0



Answer Choices	Responses
BS Elementary Education	68.42% 13
Certification Only, Grades 1-5	21.05% 4
Content Major with Minor in Education, Grades 6-12	10.53% 2
Certification Only, Grades 6-12	10.53% 2
Certification Only, HPE Grades K-12	0.00% 0
Total Respondents: 19	

Q2 Impact on Student Learning: How would you rate the abilities of completers of LSUA's teacher education programs to positively impact the learning of their students?

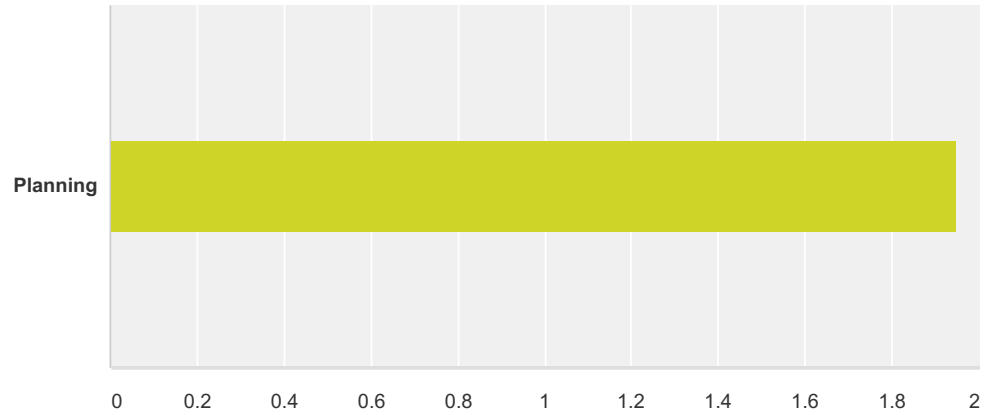
Answered: 19 Skipped: 0



	Exceptional	Strong	Average	Below Average	Not Applicable	Total	Weighted Average
Impact on Student Learning	21.05% 4	63.16% 12	15.79% 3	0.00% 0	0.00% 0	19	1.95

Q3 Planning: How would you rate the abilities of completers of LSUA's teacher education programs to plan standards-based lessons that are developmentally appropriate and based on learning theory, research, and best practices?

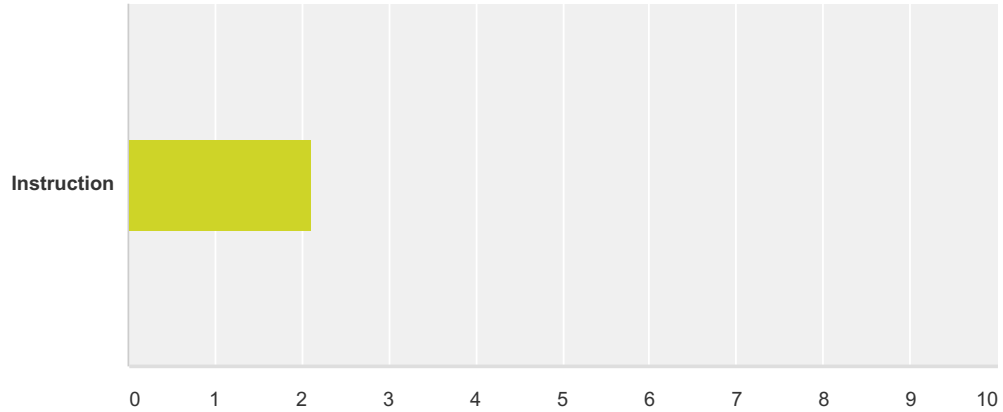
Answered: 19 Skipped: 0



	Exceptional	Strong	Average	Below Average	Not Applicable	Total	Weighted Average
Planning	26.32% 5	52.63% 10	21.05% 4	0.00% 0	0.00% 0	19	1.95

Q4 Instruction: How would you rate the abilities of completers in LSUA's teacher education program to plan and implement lessons that positively impact the learning of all students?

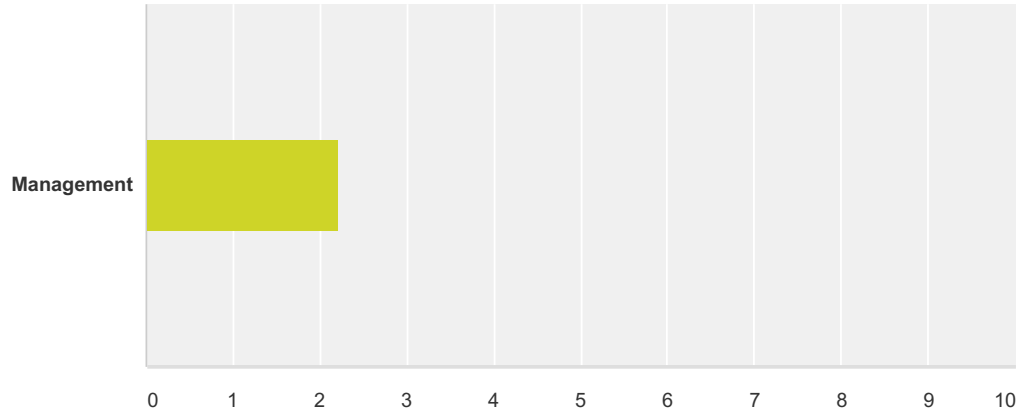
Answered: 19 Skipped: 0



	Exceptional	Strong	Average	Below Average	Not Applicable	Total	Weighted Average
Instruction	15.79% 3	57.89% 11	26.32% 5	0.00% 0	0.00% 0	19	2.11

Q5 Management: How would you rate the abilities of completers in LSUA's teacher education program to manage a classroom?

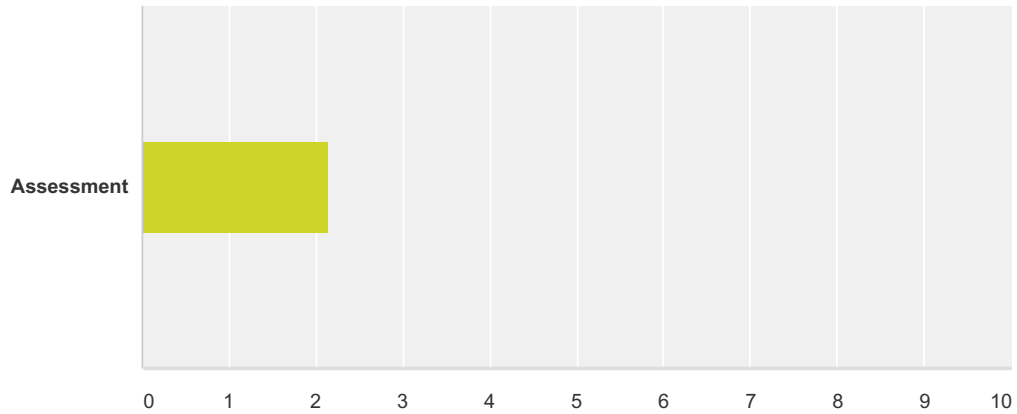
Answered: 19 Skipped: 0



	Exceptional	Strong	Average	Below Average	Not Applicable	Total	Weighted Average
Management	15.79% 3	52.63% 10	26.32% 5	5.26% 1	0.00% 0	19	2.21

Q6 Assessment: How would you rate the abilities of completers in LSUA's teacher education program to use a variety of assessment techniques to plan instruction, to monitor student performance, to modify lessons, and to asses student learning of stated objectives.

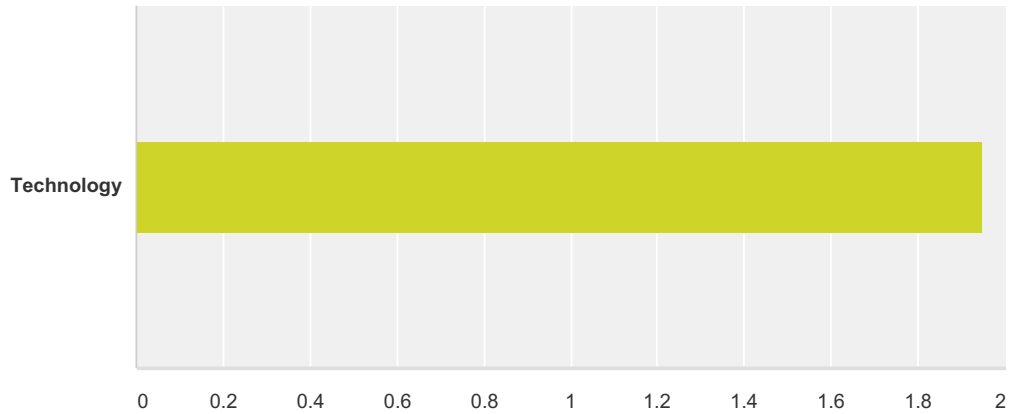
Answered: 19 Skipped: 0



	Exceptional	Strong	Average	Below Average	Not Applicable	Total	Weighted Average
Assessment	15.79% 3	57.89% 11	21.05% 4	5.26% 1	0.00% 0	19	2.16

Q7 Technology: How would you rate the abilities of completers in LSUA's teacher education program to use technological tools and/or products of technology to enhance student learning?

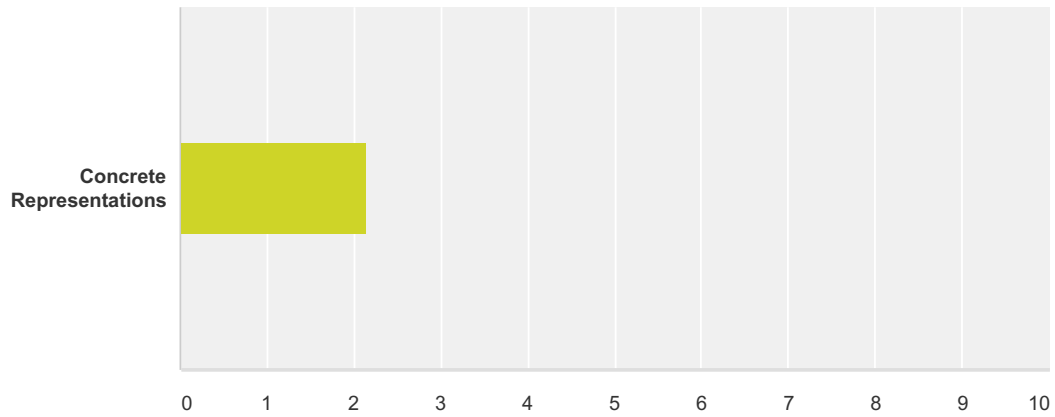
Answered: 19 Skipped: 0



	Exceptional	Strong	Average	Below Average	Not Applicable	Total	Weighted Average
Technology	26.32% 5	52.63% 10	21.05% 4	0.00% 0	0.00% 0	19	1.95

Q8 Concrete Representations: How would you rate the abilities of completers in LSUA's teacher education program to use a variety of manipulatives, models, and/or lab equipment to engage students in active learning?

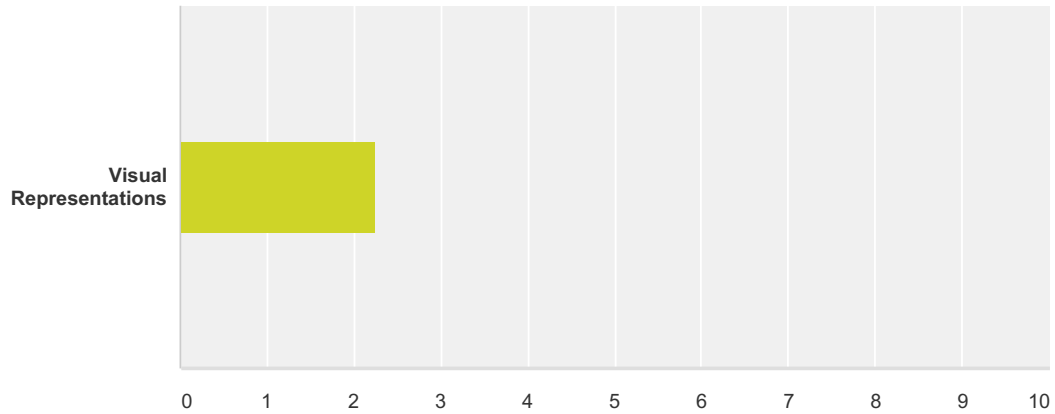
Answered: 19 Skipped: 0



	Exceptional	Strong	Average	Below Average	Not Applicable	Total	Weighted Average
Concrete Representations	15.79% 3	52.63% 10	31.58% 6	0.00% 0	0.00% 0	19	2.16

Q9 Visual Representations: How would you rate the abilities of completers in LSUA's teacher education program to use maps, charts, timelines, pictures/paintings, sketches, and other graphic organizers or visuals to enhance the learning experiences of students?

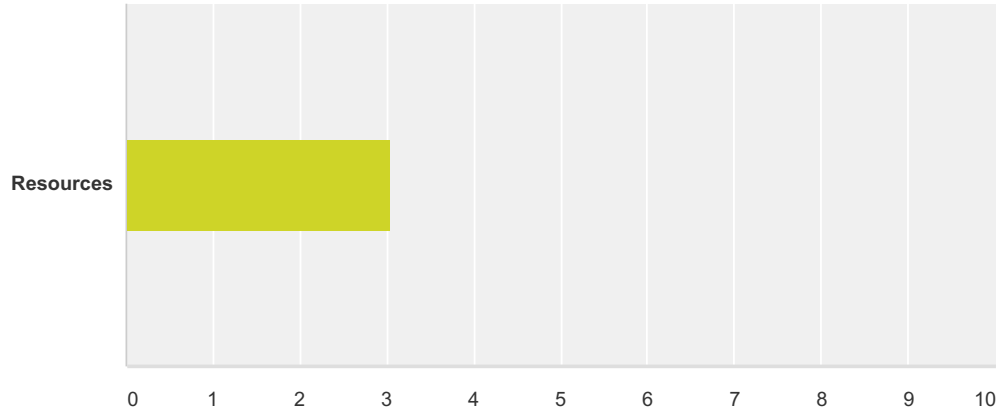
Answered: 19 Skipped: 0



	Exceptional	Strong	Average	Below Average	Not Applicable	Total	Weighted Average
Visual Representations	15.79% 3	52.63% 10	26.32% 5	0.00% 0	5.26% 1	19	2.26

Q10 Resources: How would you rate your ability to use available resources such as off-campus educational sites and/or virtual field trips, guest speakers, and other community resources?

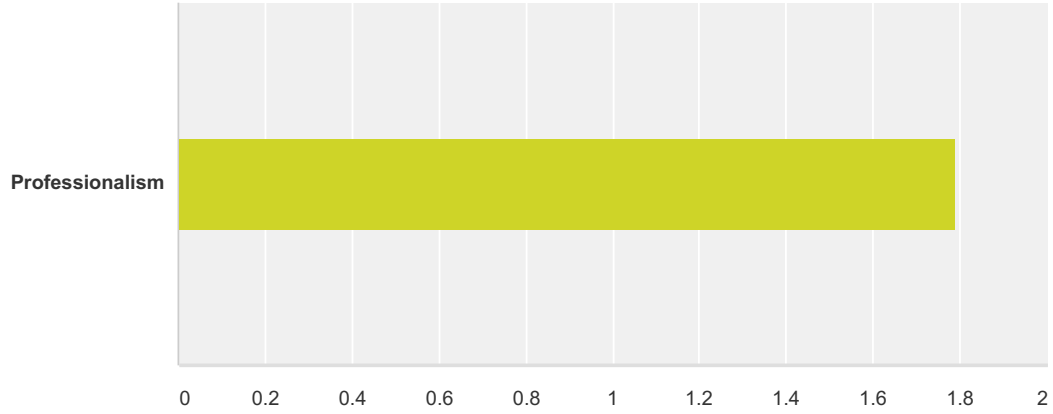
Answered: 19 Skipped: 0



	Exceptional	Strong	Average	Below Average	Not Applicable	Total	Weighted Average
Resources	10.53% 2	36.84% 7	21.05% 4	0.00% 0	31.58% 6	19	3.05

Q11 Professionalism: How would you rate the professionalism of completers of LSUA's teacher education programs?

Answered: 19 Skipped: 0

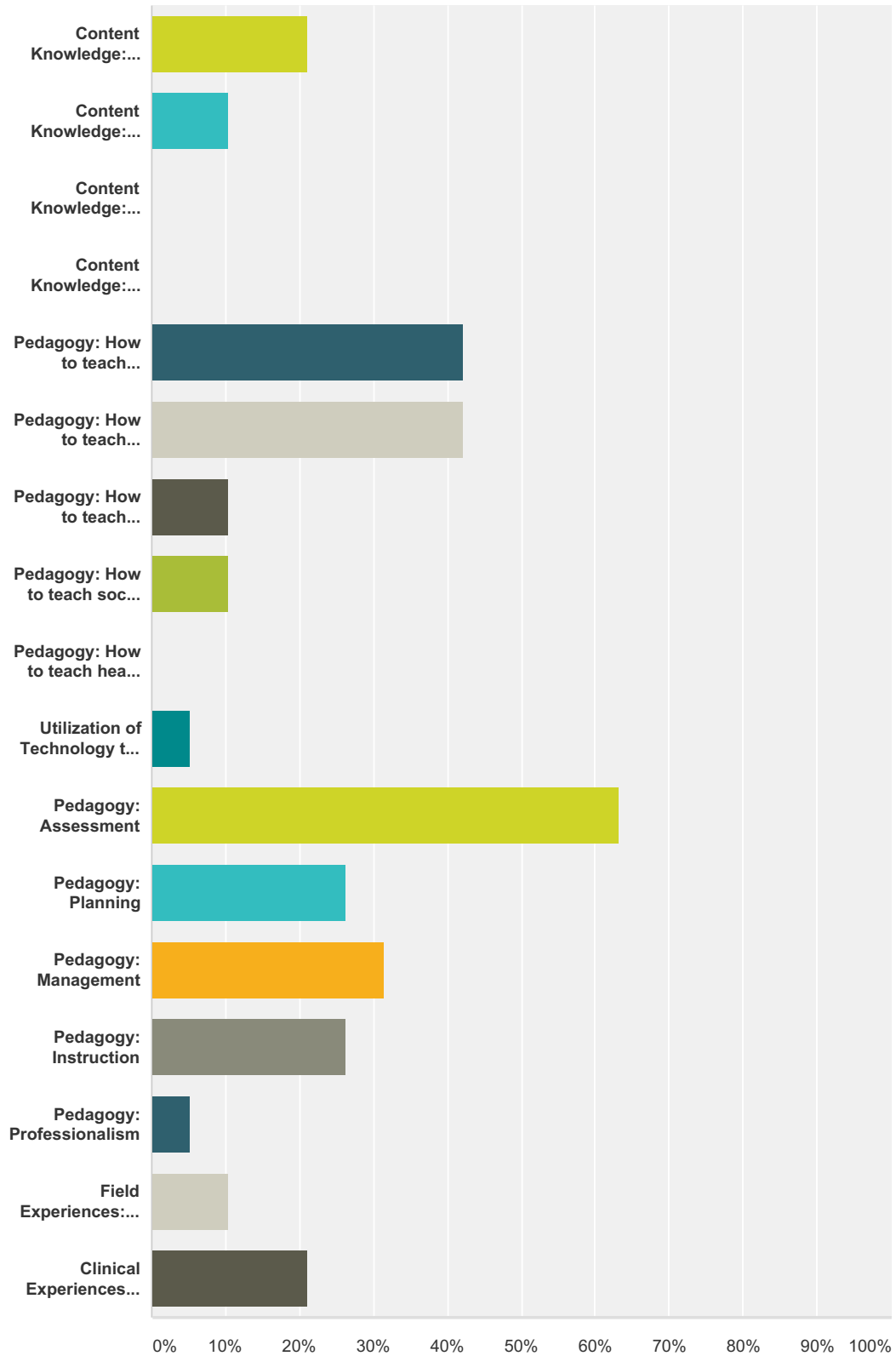


	Exceptional	Strong	Average	Below Average	Not Applicable	Total	Weighted Average
Professionalism	31.58% 6	57.89% 11	10.53% 2	0.00% 0	0.00% 0	19	1.79

Q12 Identify areas below in which you think more focused attention during the professional preparation of the LSUA completer would have positively impacted the performances of their grades 1-5, K-6, or 6-12 students on standardized tests. Select only topics for which you think more pre-service attention is needed and would improve the academic performances of grades 1-5, K-6, or 6-12 students of LSUA completers.

Answered: 19 Skipped: 0

LSUA Teacher Education Program Improvement | PRINCIPALS



Answer Choices	Responses
Content Knowledge: English/Language Arts/Reading	21.05% 4
Content Knowledge: Mathematics	10.53% 2

LSUA Teacher Education Program Improvement | PRINCIPALS

Content Knowledge: Science	0.00%	0
Content Knowledge: Social Studies	0.00%	0
Pedagogy: How to teach reading	42.11%	8
Pedagogy: How to teach writing	42.11%	8
Pedagogy: How to teach science	10.53%	2
Pedagogy: How to teach social studies	10.53%	2
Pedagogy: How to teach health and physical education	0.00%	0
Utilization of Technology to Enhance Student Learning	5.26%	1
Pedagogy: Assessment	63.16%	12
Pedagogy: Planning	26.32%	5
Pedagogy: Management	31.58%	6
Pedagogy: Instruction	26.32%	5
Pedagogy: Professionalism	5.26%	1
Field Experiences: Methods Courses	10.53%	2
Clinical Experiences (Student Teaching or Internship)	21.05%	4
Total Respondents: 19		