


Summary Institution-Level Pass Rate Data: Traditional Teacher Preparation Program Within IHE


		HEOA - Title II 2018 - 2019 Academic Year					
Institution Name	LOUISIANA STATE UNIVERSITY - ALEXANDRIA						
Institution Code	6369						
State	Louisiana						
				Statewide			
Group	Number Taking Assessment ¹	Number Passing Assessment ²	Institutional Pass Rate	Number Taking Assessment ¹	Number Passing Assessment ²	Statewide Pass Rate	
All program completers, 2018-19	13	13	100%	909	895	98%	
All program completers, 2017-18	9			844	827	98%	
All program completers, 2016-17	19	18	95%	962	942	98%	

Note: In cases where there are less than ten students taking the assessment or license/certificate, the number passing and pass rate are not reported.

¹ Number of completers taking one or more assessments within their area of specialization.

² Summary level "Number Taking Assessment" may differ from assessment level "Number Taking Assessment" because each student is counted once at the summary level but may be counted in multiple assessments at the assessment level.

Summary Institution-Level Pass Rate Data: Alternative Teacher Preparation Program Within IHE


		HEOA - Title II 2018 - 2019 Academic Year					
Institution Name	LOUISIANA STATE UNIVERSITY - ALEXANDRIA						
Institution Code	6369						
State	Louisiana						
				Statewide			
Group	Number Taking Assessment ¹	Number Passing Assessment ²	Institutional Pass Rate	Number Taking Assessment ¹	Number Passing Assessment ²	Statewide Pass Rate	
All program completers, 2018-19	22	21	95%	466	453	97%	
All program completers, 2017-18	19	17	89%	508	494	97%	
All program completers, 2016-17	8			517	508	98%	

Note: In cases where there are less than ten students taking the assessment or license/certificate, the number passing and pass rate are not reported.

¹ Number of completers taking one or more assessments within their area of specialization.

² Summary level "Number Taking Assessment" may differ from assessment level "Number Taking Assessment" because each student is counted once at the summary level but may be counted in multiple assessments at the assessment level.

Summary Institution-Level Pass Rate Data: Traditional Teacher Preparation Program Within IHE


		HEOA - Title II 2016 - 2017 Academic Year					
Institution Name		LOUISIANA STATE UNIVERSITY - ALEXANDRIA					
Institution Code		6369					
State		Louisiana					
February 5, 2018							
				Statewide			
<i>Group - Traditional Students</i>		<i>Number Taking Assessment¹</i>	<i>Number Passing Assessment²</i>	<i>Institutional Pass Rate</i>	<i>Number Taking Assessment¹</i>	<i>Number Passing Assessment²</i>	<i>Statewide Pass Rate</i>
All program completers, 2016-17		19	18	95%	964	944	98%
All program completers, 2015-16		17	16	94%	1022	1002	98%
All program completers, 2014-15		21	21	100%	1073	1054	98%

Note: In cases where there are less than ten students taking the assessment or license/certificate, the number passing and pass rate are not reported.

¹ Number of completers taking one or more assessments within their area of specialization.

² Summary level "Number Taking Assessment" may differ from assessment level "Number Taking Assessment" because each student is counted once at the summary level but may be counted in multiple assessments at the assessment level.

Summary Institution-Level Pass Rate Data: Alternative Teacher Preparation Program Within IHE

		HEOA - Title II 2016 - 2017 Academic Year					
Institution Name		LOUISIANA STATE UNIVERSITY - ALEXANDRIA					
Institution Code		6369					
State		Louisiana					
February 5, 2018							
				Statewide			
<i>Group - Alternative Certification</i>		<i>Number Taking Assessment¹</i>	<i>Number Passing Assessment²</i>	<i>Institutional Pass Rate</i>	<i>Number Taking Assessment¹</i>	<i>Number Passing Assessment²</i>	<i>Statewide Pass Rate</i>
All program completers, 2016-17		8			517	508	98%
All program completers, 2015-16		6			563	549	98%
All program completers, 2014-15		3			663	648	98%
All program completers, combined 2014/15-2016/17 ³		17	17	100%			

Note: In cases where there are less than ten students taking the assessment or license/certificate, the number passing and pass rate are not reported.

¹ Number of completers taking one or more assessments within their area of specialization.

² Summary level "Number Taking Assessment" may differ from assessment level "Number Taking Assessment" because each student is counted once at the summary level but may be counted in multiple assessments at the assessment level.

³ When two or more completer groups have fewer than ten completers, data is combined across the three completer years into an additional completer group for the Summary pass rates.