


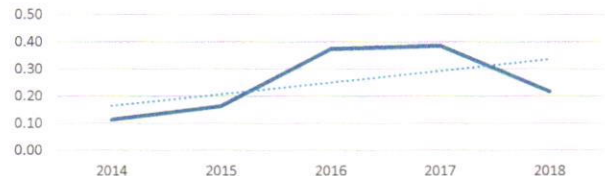
BALANCE SHEET

FY2018

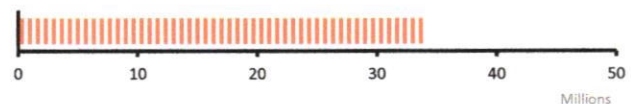
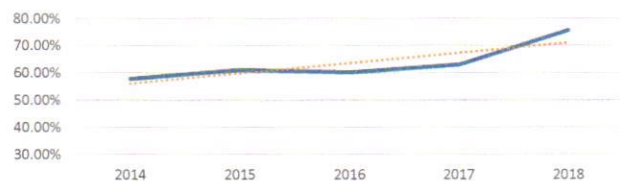
LSU of Alexandria

QUICK RATIO	1.66
CURRENT RATIO	1.66

WORKING CAPITAL	\$5,413,886.00
CASH RATIO	0.22



DEBT RATIO	0.76
-------------------	-------------



ASSETS

CURRENT ASSETS

Cash and cash equivalents	\$714,086.00
Short-term investments	\$529,628.00
Accounts receivable	\$10,775,921.00
Inventories	\$338.00
Deferred income taxes	\$0.00
Prepaid expenses and other current assets	\$1,616,340.00
TOTAL CURRENT ASSETS	\$13,636,313.00

OTHER ASSETS

Cash and Cash Equivalents	\$1,083,207.00
Less accumulated depreciation	\$0.00
Property, plant, and equipment (net)	\$26,878,468.00
Long-term cash investments	\$3,325,701.00
Equity investments	\$0.00
Deferred income taxes	\$0.00
Other assets	\$0.00
TOTAL OTHER ASSETS	\$31,287,376.00

TOTAL ASSETS **\$44,923,689.00**

LIABILITIES

CURRENT LIABILITIES

Bonds payable and current portion long-term debt	\$135,000.00
Accounts payable and accrued expenses	\$318,346.00
Unearned Revenues	\$7,586,225.00
Held in Custody/Other	\$182,856.00
TOTAL CURRENT LIABILITIES	\$8,222,427.00

OTHER LIABILITIES

Compensated Absences	\$947,482.00
OPEB Payable	\$21,697,273.00
Bonds Payable	\$3,115,000.00
Other	\$0.00
TOTAL OTHER LIABILITIES	\$25,759,755.00

TOTAL LIABILITIES **\$33,982,182.00**