

BALANCE SHEET

FY2016

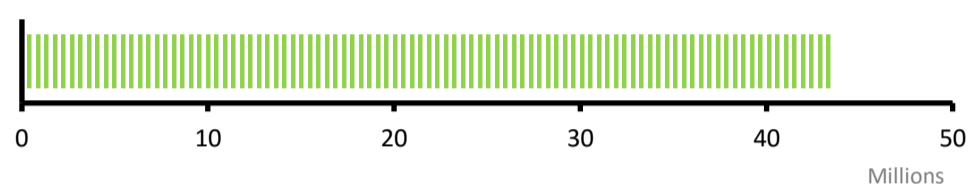
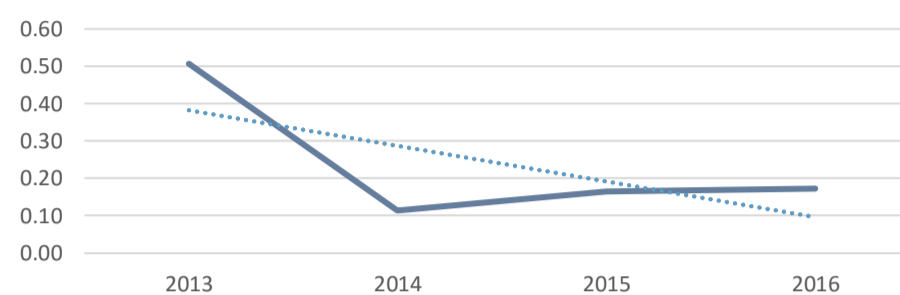
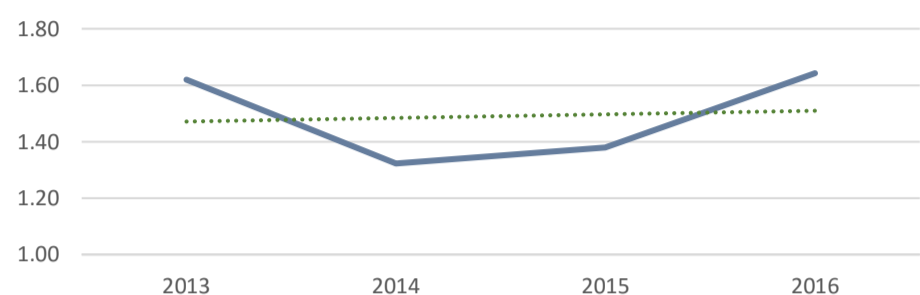
LSU of Alexandria

QUICK RATIO 1.64

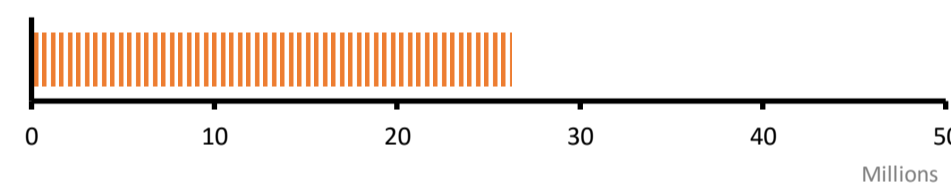
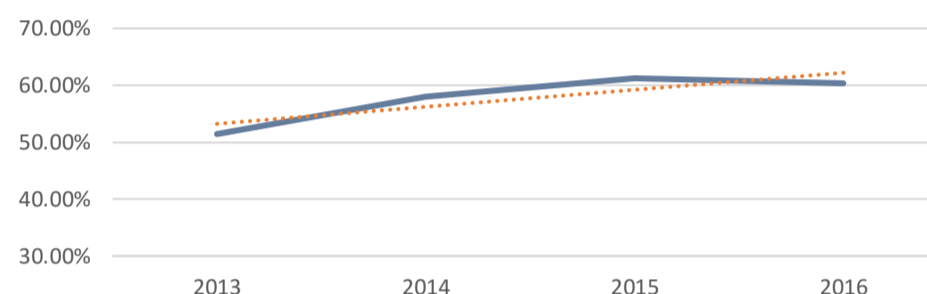
CURRENT RATIO 1.64

WORKING CAPITAL \$4,242,583.54

CASH RATIO 0.38



DEBT RATIO 0.60



ASSETS

CURRENT ASSETS

Cash and cash equivalents	\$1,788,086.00
Short-term investments	\$182,723.00
Accounts receivable	\$8,789,365.00
Inventories	\$253.00
Deferred income taxes	\$0.00
Prepaid expenses and other current assets	\$85,652.54
TOTAL CURRENT ASSETS	\$10,846,079.54

OTHER ASSETS

Cash and Cash Equivalents	\$688,842.00
Less accumulated depreciation	\$0.00
Property, plant, and equipment (net)	\$28,628,993.00
Long-term cash investments	\$3,370,091.00
Equity investments	\$0.00
Deferred income taxes	\$0.00
Other assets	\$0.00
TOTAL OTHER ASSETS	\$32,687,926.00

TOTAL ASSETS \$43,534,005.54

LIABILITIES

CURRENT LIABILITIES

Bonds payable and current portion long-term debt	\$125,000.00
Accounts payable and accrued expenses	\$152,590.00
Unearned Revenues	\$6,142,001.00
Held in Custody/Other	\$183,905.00
TOTAL CURRENT LIABILITIES	\$6,603,496.00

OTHER LIABILITIES

Compensated Absences	\$777,044.00
OPEB Payable	\$15,495,627.00
Bonds Payable	\$3,375,000.00
Other	\$0.00
TOTAL OTHER LIABILITIES	\$19,647,671.00

TOTAL LIABILITIES \$26,251,167.00