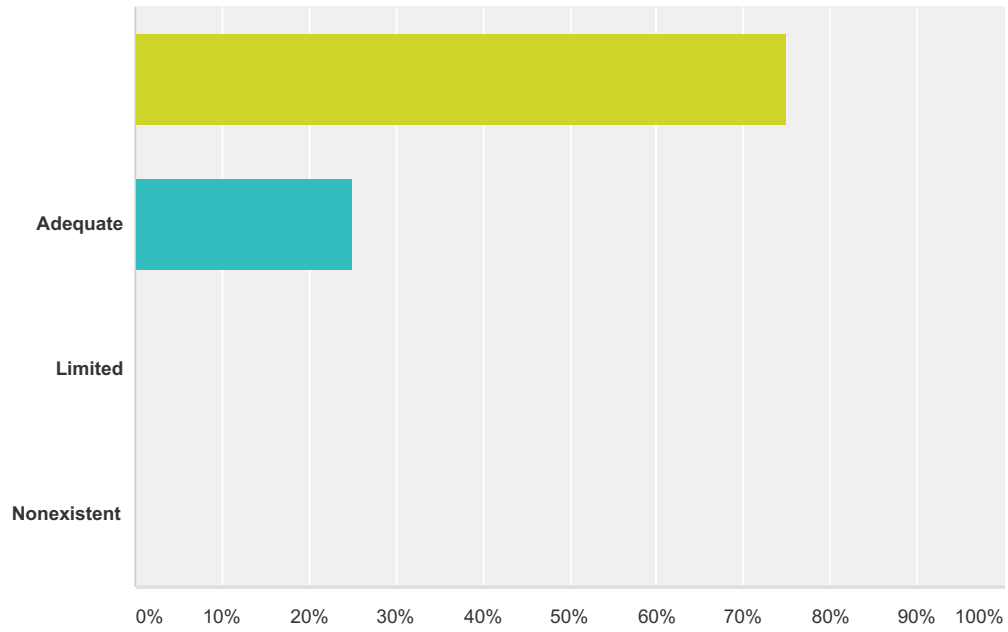


Q1 Planning Specify learning outcomes in terms of clear, concise student outcomes.

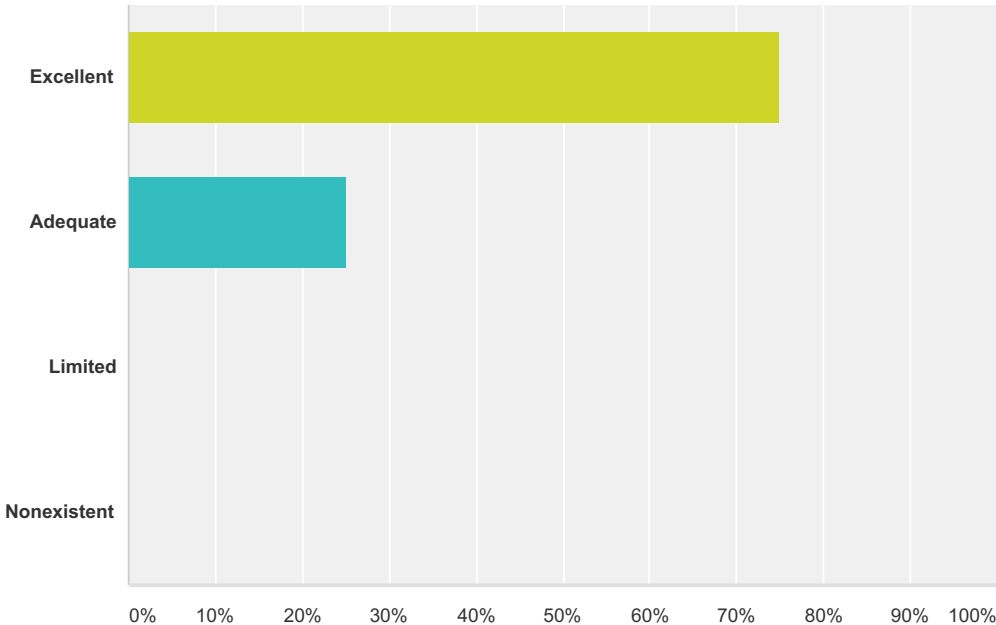
Answered: 8 Skipped: 0



| Answer Choices | Responses |
|----------------|-----------|
| Excellent | 75.00% 6 |
| Adequate | 25.00% 2 |
| Limited | 0.00% 0 |
| Nonexistent | 0.00% 0 |
| Total | 8 |

Q2 Successfully identify individual student differences in the context of a whole class.

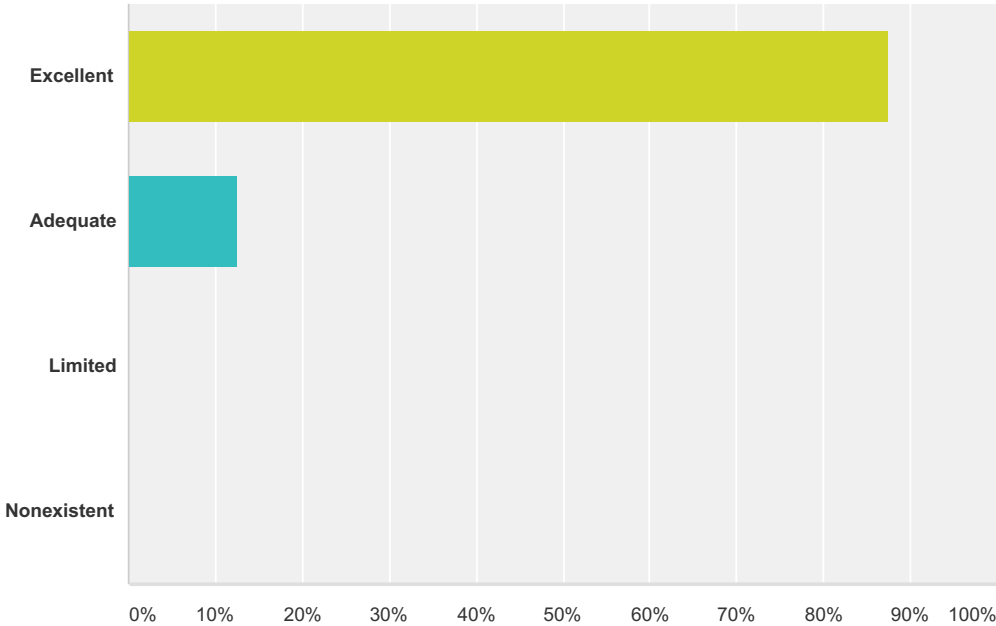
Answered: 8 Skipped: 0



| Answer Choices | Responses |
|----------------|-----------|
| Excellent | 75.00% 6 |
| Adequate | 25.00% 2 |
| Limited | 0.00% 0 |
| Nonexistent | 0.00% 0 |
| Total | 8 |

Q3 Management Facilitate learning by organizing available space, materials, and equipment.

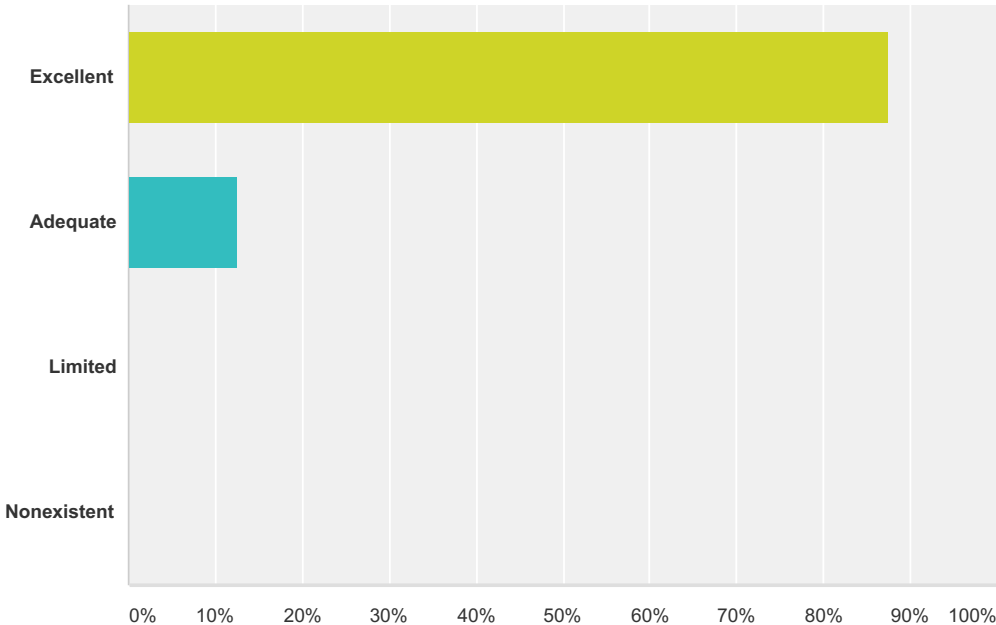
Answered: 8 Skipped: 0



| Answer Choices | Responses | |
|----------------|-----------|----------|
| Excellent | 87.50% | 7 |
| Adequate | 12.50% | 1 |
| Limited | 0.00% | 0 |
| Nonexistent | 0.00% | 0 |
| Total | | 8 |

Q4 Maintain a positive learning environment.

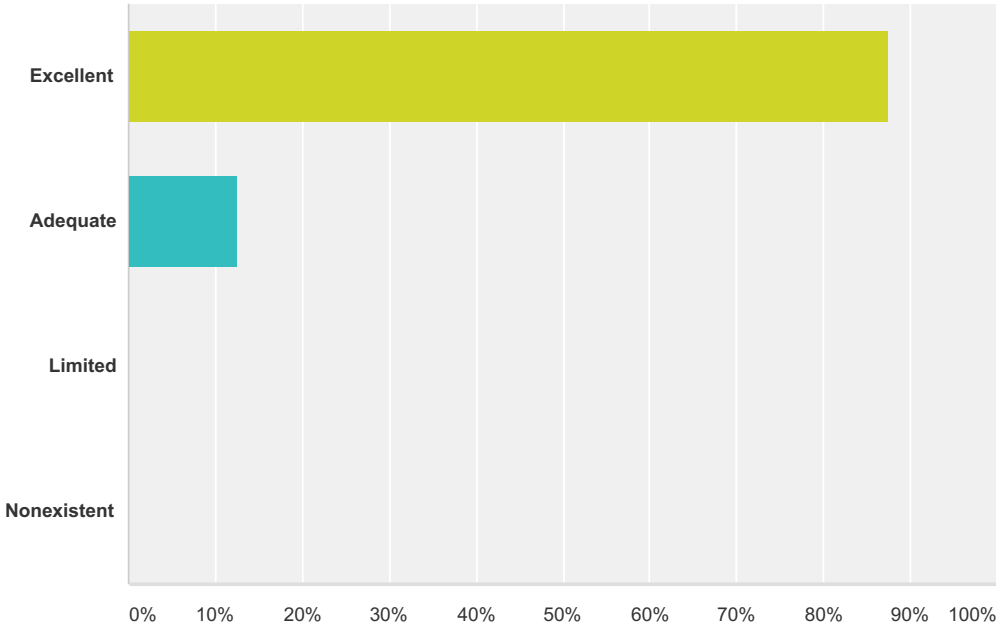
Answered: 8 Skipped: 0



| Answer Choices | Responses |
|----------------|-----------|
| Excellent | 87.50% 7 |
| Adequate | 12.50% 1 |
| Limited | 0.00% 0 |
| Nonexistent | 0.00% 0 |
| Total | 8 |

Q5 Create a routine and manage transitions in a way that maximized the time available for learning.

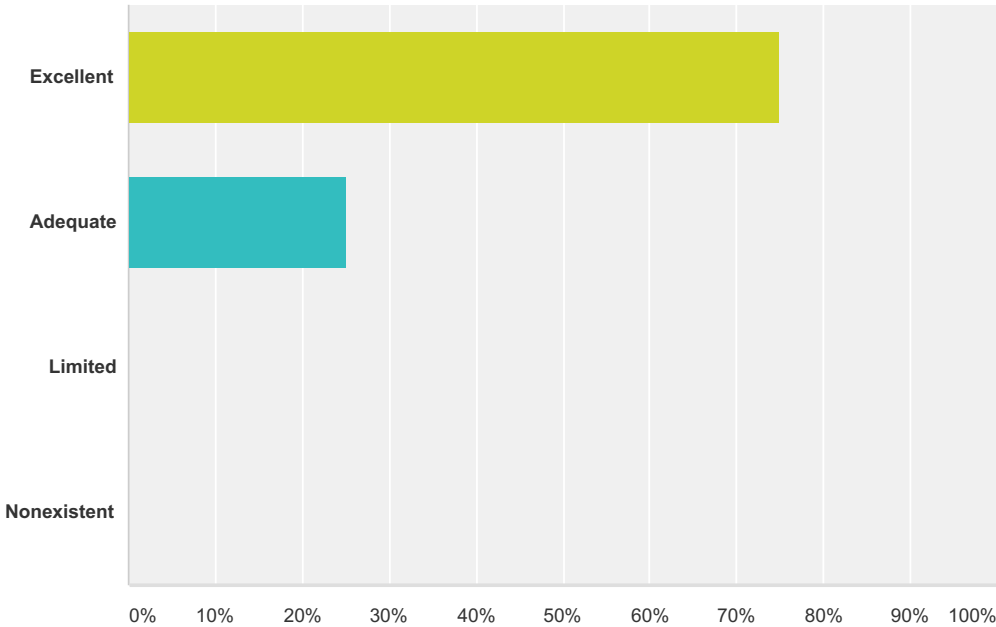
Answered: 8 Skipped: 0



| Answer Choices | Responses |
|----------------|-----------|
| Excellent | 87.50% 7 |
| Adequate | 12.50% 1 |
| Limited | 0.00% 0 |
| Nonexistent | 0.00% 0 |
| Total | 8 |

Q6 Clearly communicate expectations for appropriate behavior of students.

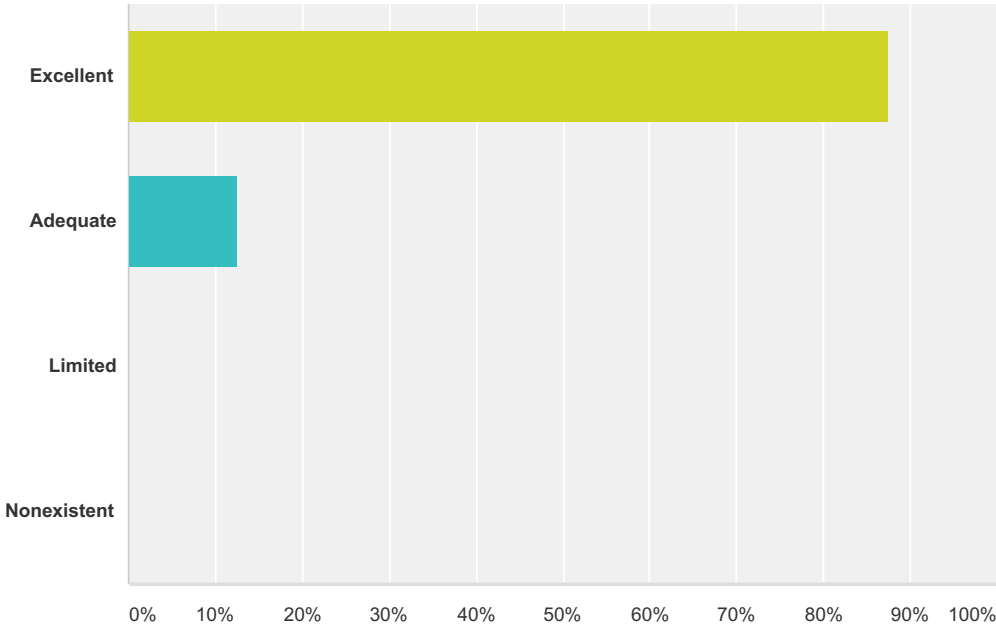
Answered: 8 Skipped: 0



| Answer Choices | Responses |
|----------------|-----------|
| Excellent | 75.00% 6 |
| Adequate | 25.00% 2 |
| Limited | 0.00% 0 |
| Nonexistent | 0.00% 0 |
| Total | 8 |

Q7 Instruction Consistently stimulate and encourage higher order thinking at the appropriate developmental levels.

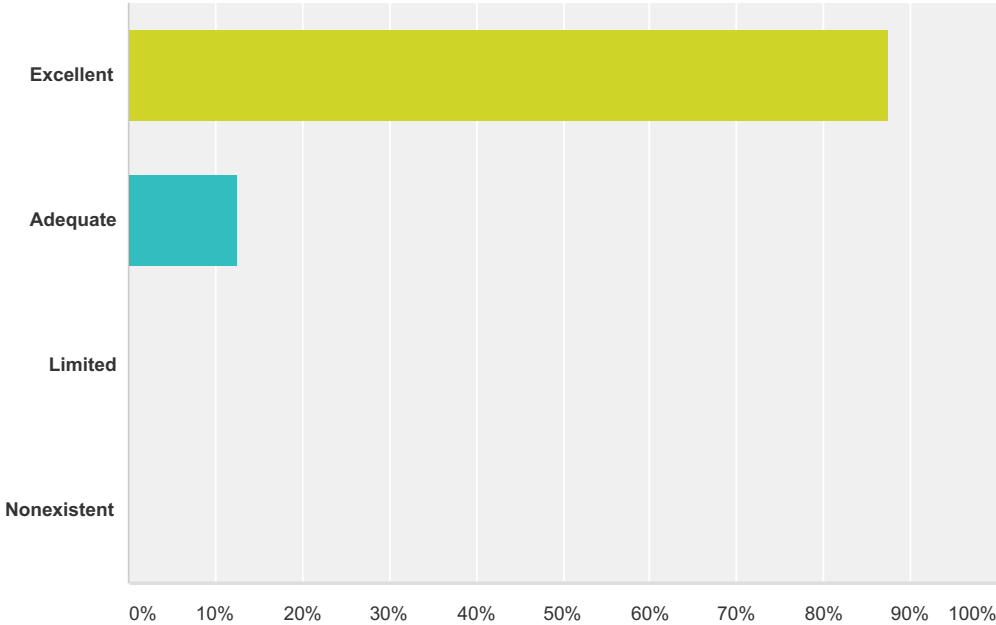
Answered: 8 Skipped: 0



| Answer Choices | Responses |
|----------------|-----------|
| Excellent | 87.50% 7 |
| Adequate | 12.50% 1 |
| Limited | 0.00% 0 |
| Nonexistent | 0.00% 0 |
| Total | 8 |

Q8 Integrate a variety of materials to achieve lesson objectives.

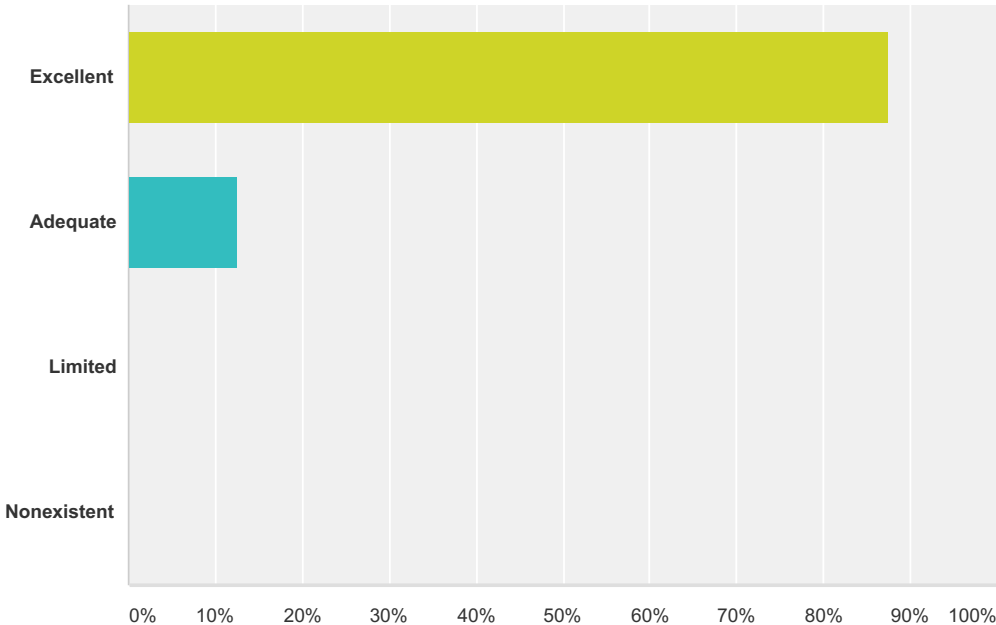
Answered: 8 Skipped: 0



| Answer Choices | Responses |
|----------------|-----------|
| Excellent | 87.50% 7 |
| Adequate | 12.50% 1 |
| Limited | 0.00% 0 |
| Nonexistent | 0.00% 0 |
| Total | 8 |

Q9 Change or adjust a lesson to respond to students' outcomes.

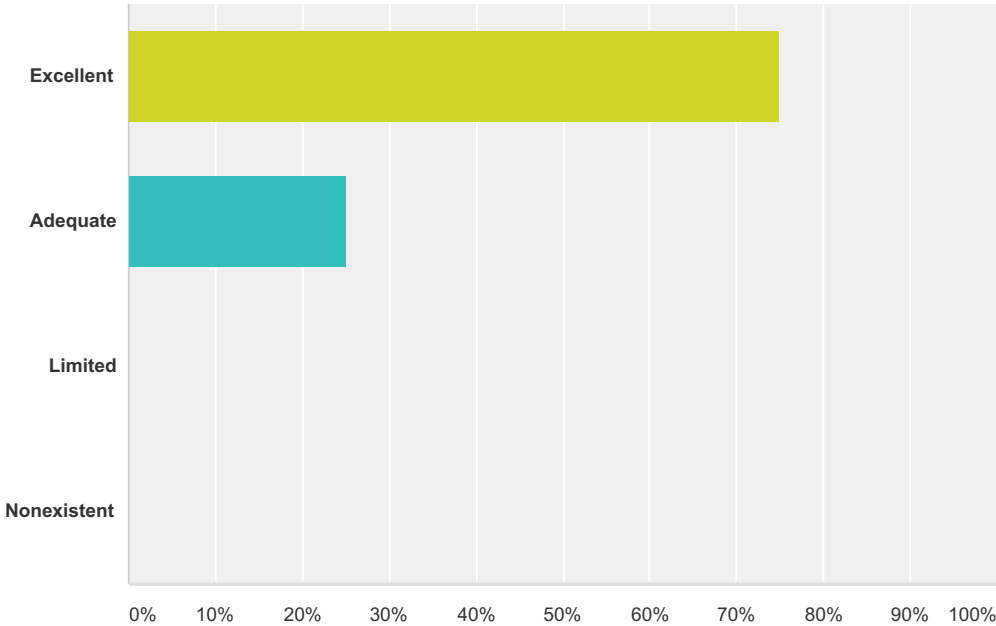
Answered: 8 Skipped: 0



| Answer Choices | Responses |
|----------------|-----------|
| Excellent | 87.50% 7 |
| Adequate | 12.50% 1 |
| Limited | 0.00% 0 |
| Nonexistent | 0.00% 0 |
| Total | 8 |

Q10 Implement teacher-directed or student-centered activities that would result in student learning.

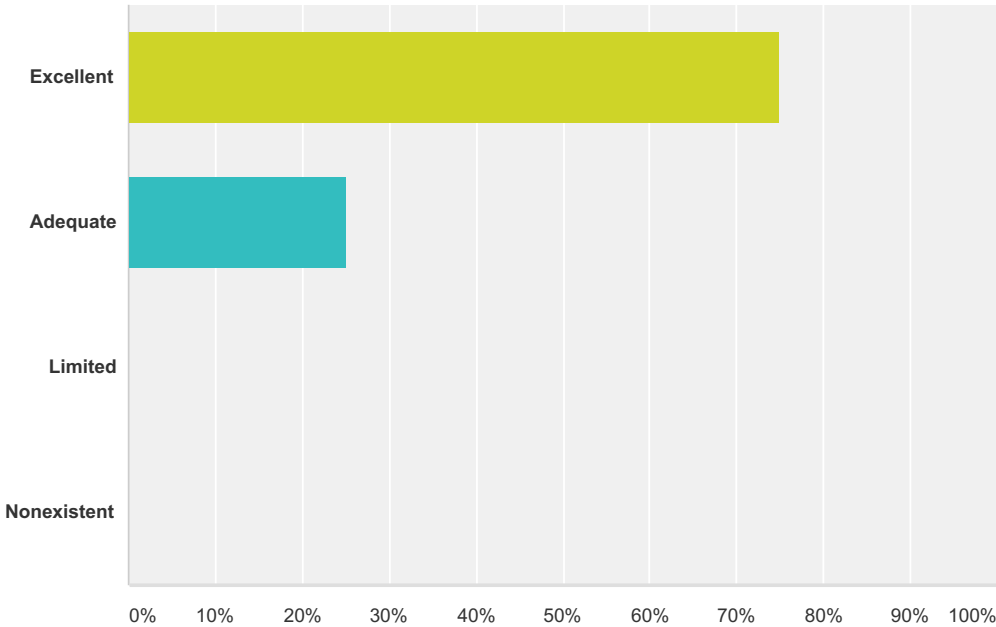
Answered: 8 Skipped: 0



| Answer Choices | Responses |
|----------------|-----------|
| Excellent | 75.00% 6 |
| Adequate | 25.00% 2 |
| Limited | 0.00% 0 |
| Nonexistent | 0.00% 0 |
| Total | 8 |

Q11 Integrate technology into lessons.

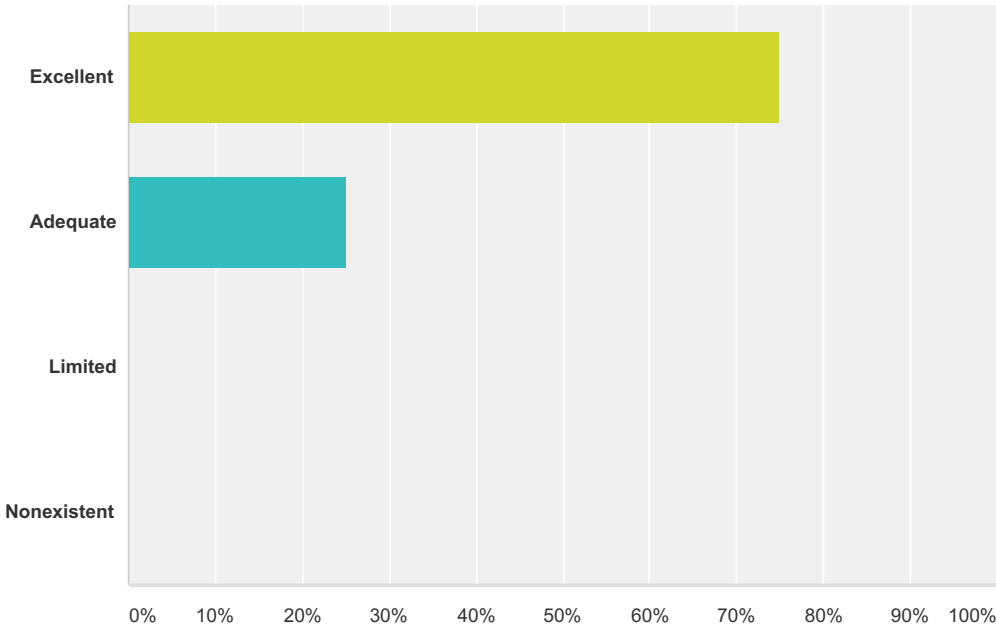
Answered: 8 Skipped: 0



| Answer Choices | Responses | |
|----------------|-----------|----------|
| Excellent | 75.00% | 6 |
| Adequate | 25.00% | 2 |
| Limited | 0.00% | 0 |
| Nonexistent | 0.00% | 0 |
| Total | | 8 |

Q12 Provide timely feedback to students.

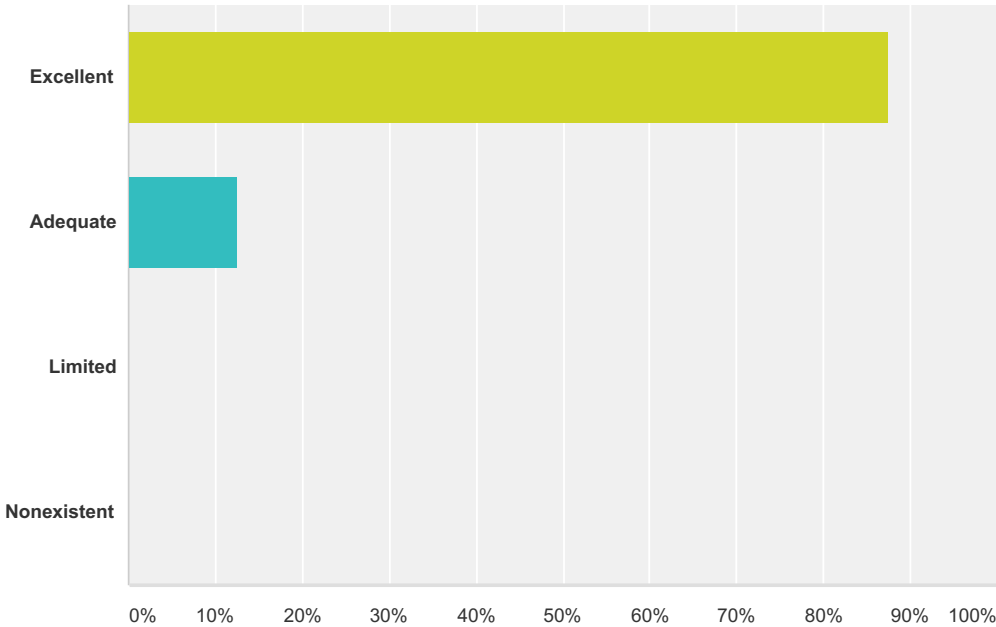
Answered: 8 Skipped: 0



| Answer Choices | Responses | Count |
|----------------|-----------|----------|
| Excellent | 75.00% | 6 |
| Adequate | 25.00% | 2 |
| Limited | 0.00% | 0 |
| Nonexistent | 0.00% | 0 |
| Total | | 8 |

Q13 Relate examples, real-life situations, or current events to the content being taught.

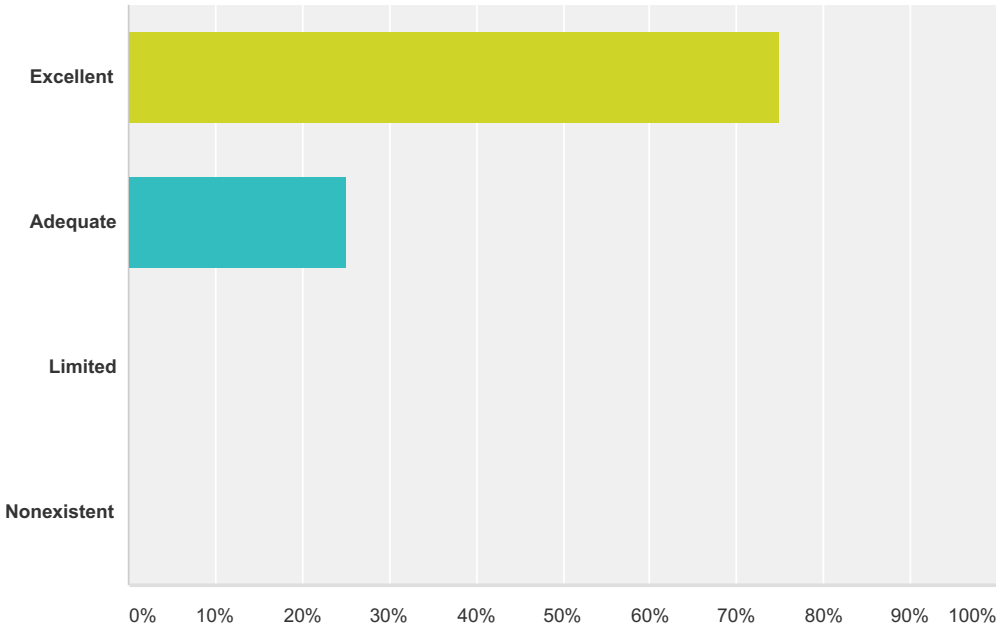
Answered: 8 Skipped: 0



| Answer Choices | Responses |
|----------------|-----------|
| Excellent | 87.50% 7 |
| Adequate | 12.50% 1 |
| Limited | 0.00% 0 |
| Nonexistent | 0.00% 0 |
| Total | 8 |

Q14 Teach in one or more subject areas.

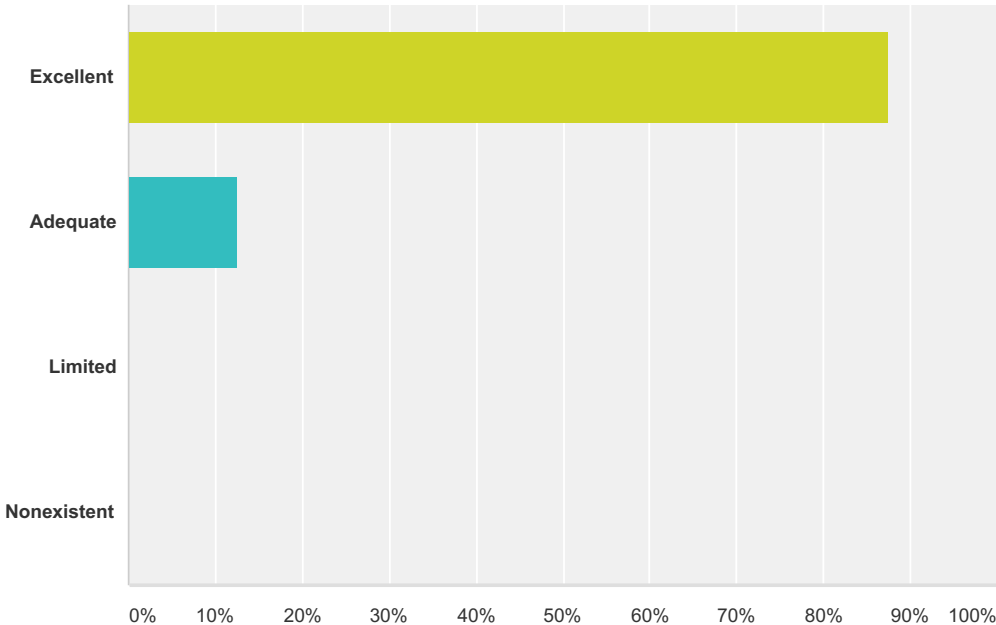
Answered: 8 Skipped: 0



| Answer Choices | Responses |
|----------------|-----------|
| Excellent | 75.00% 6 |
| Adequate | 25.00% 2 |
| Limited | 0.00% 0 |
| Nonexistent | 0.00% 0 |
| Total | 8 |

Q15 Encourage participation from all students.

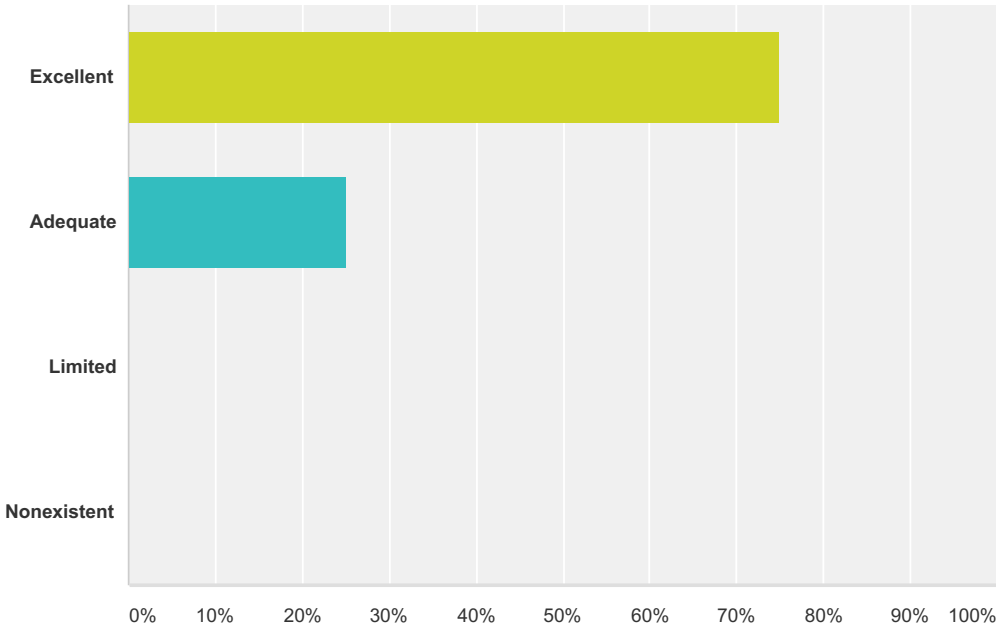
Answered: 8 Skipped: 0



| Answer Choices | Responses |
|----------------|-----------|
| Excellent | 87.50% 7 |
| Adequate | 12.50% 1 |
| Limited | 0.00% 0 |
| Nonexistent | 0.00% 0 |
| Total | 8 |

Q16 Implement accommodations for individual student differences.

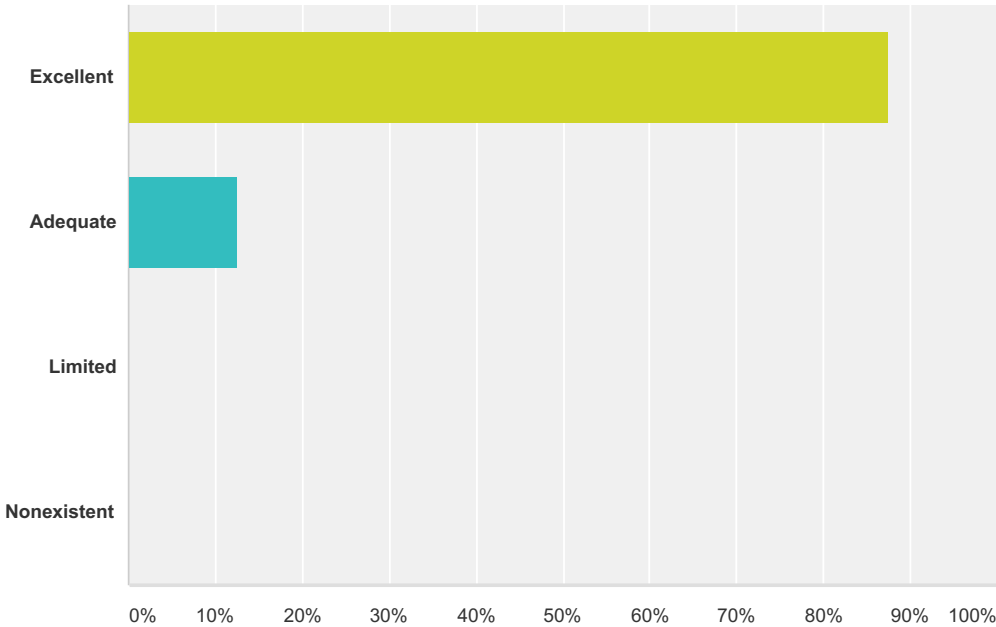
Answered: 8 Skipped: 0



| Answer Choices | Responses |
|----------------|-----------|
| Excellent | 75.00% 6 |
| Adequate | 25.00% 2 |
| Limited | 0.00% 0 |
| Nonexistent | 0.00% 0 |
| Total | 8 |

Q17 Effectively use appropriate formal and informal assessment techniques.

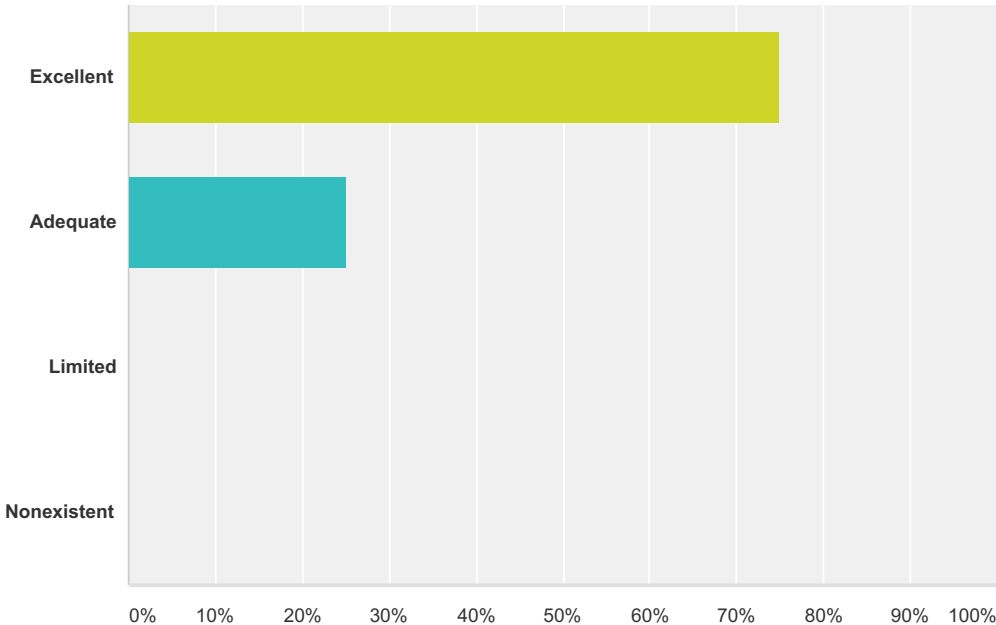
Answered: 8 Skipped: 0



| Answer Choices | Responses |
|----------------|-----------|
| Excellent | 87.50% 7 |
| Adequate | 12.50% 1 |
| Limited | 0.00% 0 |
| Nonexistent | 0.00% 0 |
| Total | 8 |

Q18 Monitor the ongoing performance of students.

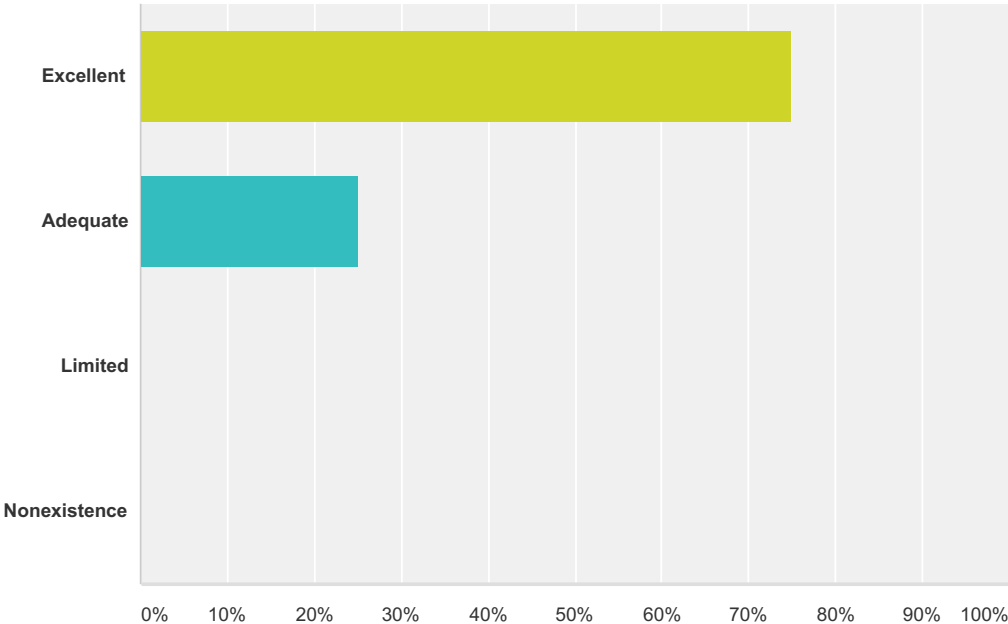
Answered: 8 Skipped: 0



| Answer Choices | Responses |
|----------------|-----------|
| Excellent | 75.00% 6 |
| Adequate | 25.00% 2 |
| Limited | 0.00% 0 |
| Nonexistent | 0.00% 0 |
| Total | 8 |

Q19 School Improvement Understand the importance of and plan for professional development.

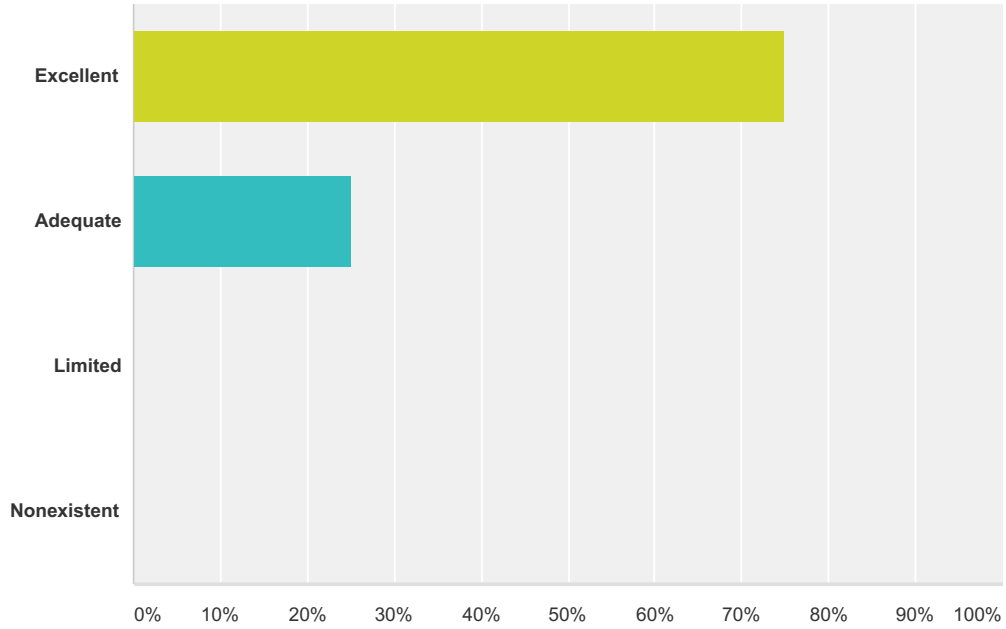
Answered: 8 Skipped: 0



| Answer Choices | Responses | |
|----------------|-----------|----------|
| Excellent | 75.00% | 6 |
| Adequate | 25.00% | 2 |
| Limited | 0.00% | 0 |
| Nonexistence | 0.00% | 0 |
| Total | | 8 |

Q20 Locate and use ideas and strategies from resources (i.e. books, professional journals, research-based information, websites, etc.) that will improve teaching and learning.

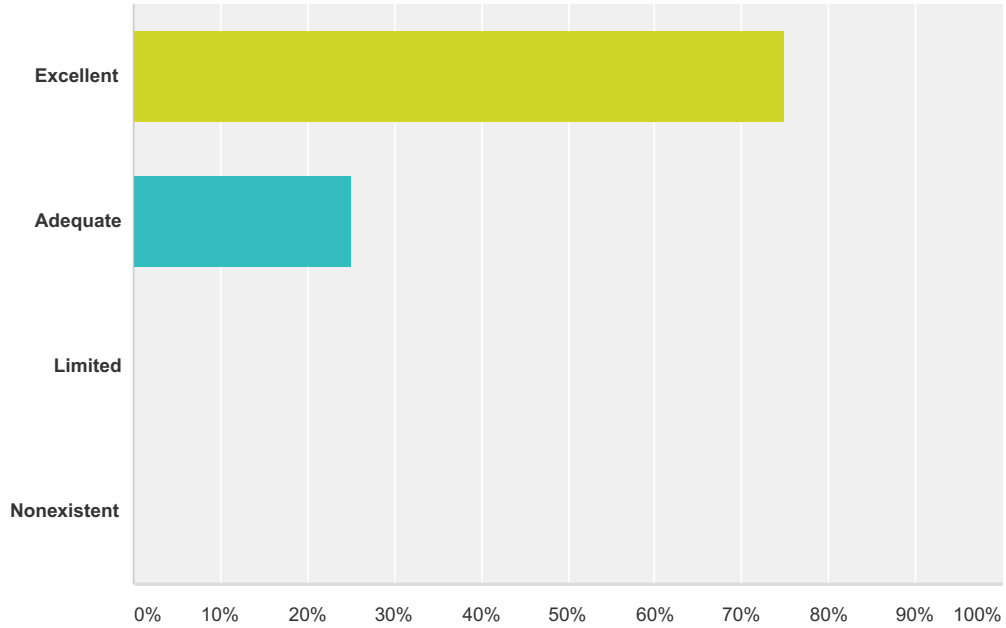
Answered: 8 Skipped: 0



| Answer Choices | Responses | |
|----------------|-----------|----------|
| Excellent | 75.00% | 6 |
| Adequate | 25.00% | 2 |
| Limited | 0.00% | 0 |
| Nonexistent | 0.00% | 0 |
| Total | | 8 |

Q21 Content Exhibit depth of knowledge about the content areas in all subjects addressed in your area of certification.

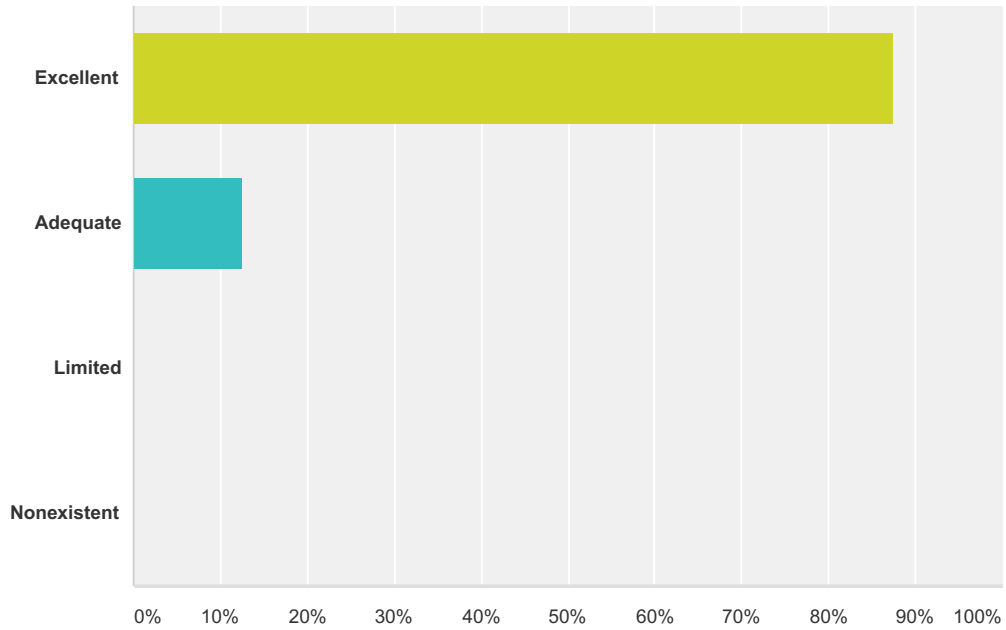
Answered: 8 Skipped: 0



| Answer Choices | Responses |
|----------------|-----------|
| Excellent | 75.00% 6 |
| Adequate | 25.00% 2 |
| Limited | 0.00% 0 |
| Nonexistent | 0.00% 0 |
| Total | 8 |

Q22 Prepare and teach lessons that integrated the Louisiana State Standards and Grade Level expectations into the curriculum.

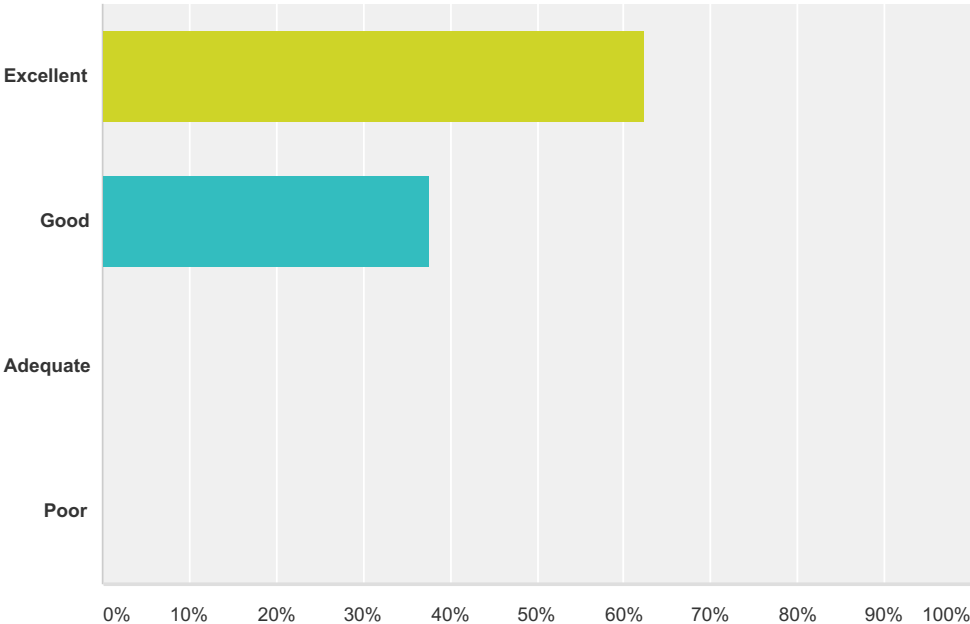
Answered: 8 Skipped: 0



| Answer Choices | Responses |
|----------------|-----------|
| Excellent | 87.50% 7 |
| Adequate | 12.50% 1 |
| Limited | 0.00% 0 |
| Nonexistent | 0.00% 0 |
| Total | 8 |

Q23 Reflection Overall, how would you rate the effectiveness of your educator preparation program in preparing you to improve student learning?

Answered: 8 Skipped: 0



| Answer Choices | Responses |
|----------------|-----------|
| Excellent | 62.50% 5 |
| Good | 37.50% 3 |
| Adequate | 0.00% 0 |
| Poor | 0.00% 0 |
| Total | 8 |

Q24 List the three areas in which you feel most prepared.

Answered: 4 Skipped: 4

| # | Responses | Date |
|---|---|-------------------|
| 1 | lesson planning/preparation assessment selection of materials | 5/22/2017 6:49 PM |
| 2 | Planning, instruction, content | 5/8/2017 2:07 PM |
| 3 | classroom routines accommodations for individual students lessons plan preparations | 5/8/2017 1:23 PM |
| 4 | Classroom management | 5/8/2017 12:30 PM |

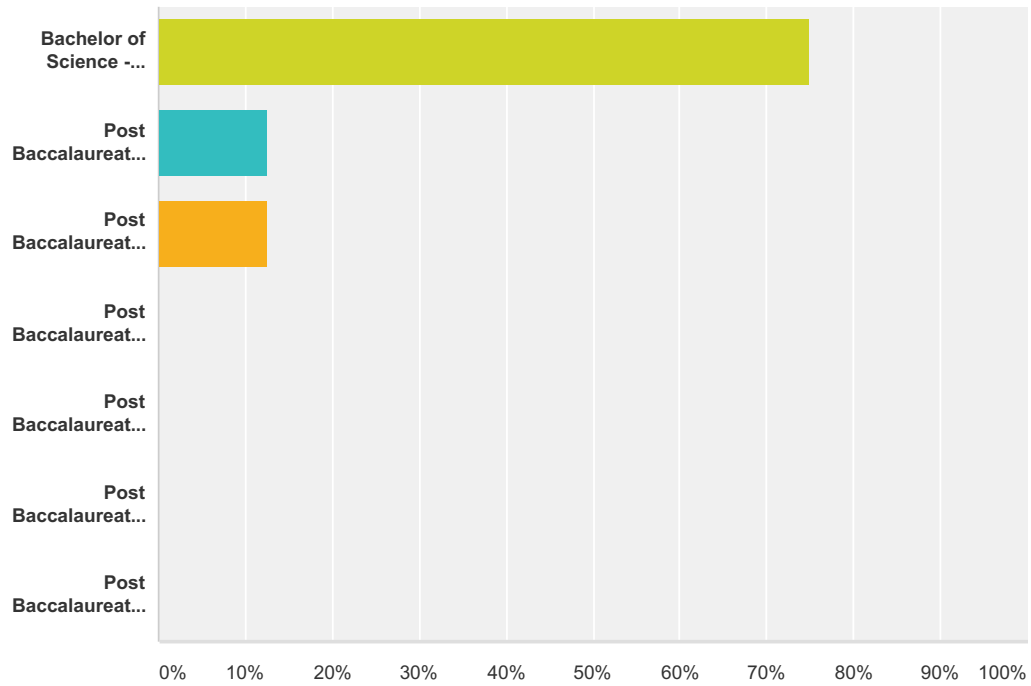
Q25 List three areas of improvement that would strengthen the LSUA Educator Preparation Program that you completed.

Answered: 4 Skipped: 4

| # | Responses | Date |
|---|---|-------------------|
| 1 | balanced work load (residency I and II) reduce LSUA classes/work during residency communication | 5/22/2017 6:49 PM |
| 2 | Allow the big 8 lessons to be taught all year instead of the last semester due to testing grades. | 5/9/2017 9:22 AM |
| 3 | -being placed in a grade you know you want to teach | 5/8/2017 2:07 PM |
| 4 | times of LSUA classes coinciding with residency LSUA class activities not used in residency breaking up the big 8 into both semesters rather than just one. | 5/8/2017 1:23 PM |

Q26 Type of Teacher Education Program completed at LSUA

Answered: 8 Skipped: 0



| Answer Choices | Responses | |
|---|-----------|----------|
| Bachelor of Science - Elementary Education | 75.00% | 6 |
| Post Baccalaureate Certification-Only Alternative Path Program: Grades 1-5 Elementary Education | 12.50% | 1 |
| Post Baccalaureate Certification-Only Alternative Path Program: Grades 6-12 Biology | 12.50% | 1 |
| Post Baccalaureate Certification-Only Alternative Path Program: Grades 6-12 English | 0.00% | 0 |
| Post Baccalaureate Certification-Only Alternative Path Program: Grades 6-12 Mathematics | 0.00% | 0 |
| Post Baccalaureate Certification-Only Alternative Path Program: Grades 6-12 Social Studies | 0.00% | 0 |
| Post Baccalaureate Certification-Only Alternative Path Program: Grades K-12 Health and Physical Education | 0.00% | 0 |
| Total | | 8 |